

SUMMER CHALLENGES

YEAR 6 TRANSITION 2025



Summer Challenge List

Art Challenge

This is an optional challenge to create a piece of art inspired by nature, promoting environmental awareness and artistic expression. **More information on the reverse.**

Library Challenge

Over the summer holidays, see if you can complete the 'Welcome to the Library' booklet you were given on Transition Day. This is a series of short challenges linked to the Library and literacy.

All About You Challenge

Over the Summer, use a shoe box to create a capsule that includes information 'all about you'! This will be used as an introduction activity in tutor time to help you learn about each other and help your tutor learn about you. You should decorate your box to reflect your personality - but don't include anything valuable! House points and a prize will be awarded for the best capsules!

Reminders

Remember to pack:

- ☐ Water bottle
- ☐ Pencil case
- ☐ Reading book
- ☐ Completed summer work
- ☐ Confidence and a smile!


First Day of School

- Wednesday 3rd September
- Come to the Sports Hall - this is where you arrived for Transition Day!

Contact Info

Miss Birkin - Head of Year 7
d.birkin@taverhamhigh.org

Mrs Gardiner - Transition Lead
t.gardiner@taverhamhigh.org



Year 6 Art Challenge 2025

This is an optional task for the summer break



Task: To create a piece of art inspired by nature, promoting environmental awareness and artistic expression.

You can use any artistic tool you like, for example; photography, water colour, colouring pencil, pencil, clay, oil pastels, pen

Think about how you will present it once you have finished.

Bring your work to your first Art lesson in September and hand in to your Art teacher.

Once we receive them the Art department and Headteacher will select the best 3, and the students will receive a certificate and a prize.



Remember to
write your name
on your work
when you have
finished!



Taverham
High School

Inspire | Empower | Achieve

EACH ENTRY WILL
RECEIVE AN ART
CERTIFICATE FOR
TAKING PART !



How to present your work



You could mount your art work onto coloured paper or card. This will help make your work stand out.



Clay can be stuck onto thick card

