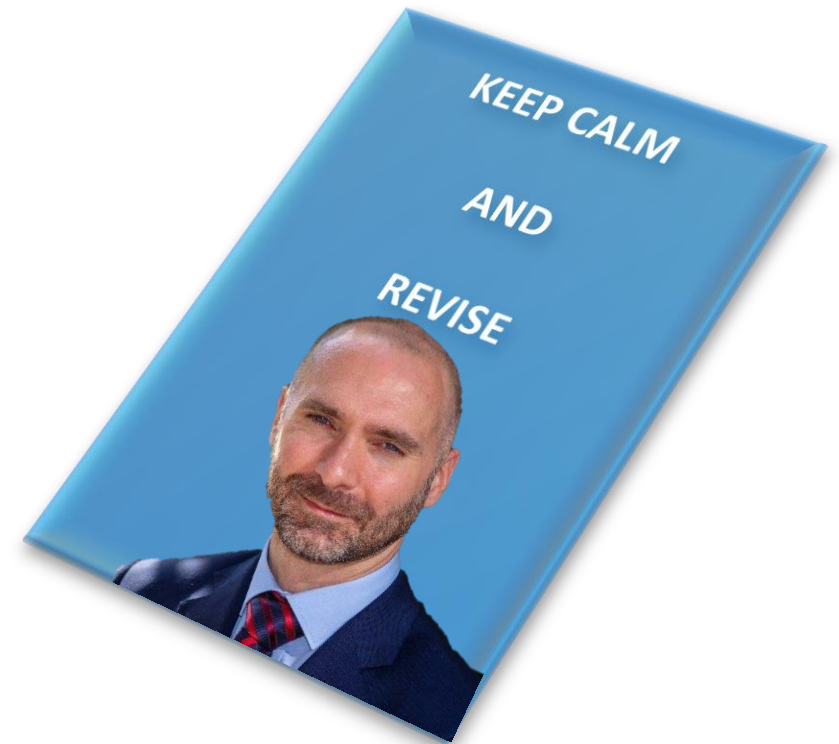


# Revision tips to help you achieve your potential in your GCSE exams



Taverham  
High School  
An 11-18 Academy

Inspire | Empower | Achieve





# REVISION

## Revision (a little advice...)

- [Top tips](#)
- [Revision timetable](#)
- [The Pomodoro Technique](#)

## Revision Strategies

- [Flashcards Quizlet](#)
- [Seneca](#)
- [Dual Coding](#)
- [Mindmaps / Knowledge organisers](#)
- [Blurting](#)
- [Past papers](#)
- [Teach someone else](#)
- [Group revision](#)
- [Modify well-known games](#)
- [YouTube Tutorials and Revision Websites](#)

# Click on the links ...

## Curriculum Subjects

- [Business \(Marketing and Enterprise\)](#)
- [Classics](#)
- [Computer Science](#)
- [Design and Technology](#)
- [Engineering](#)
- [English](#)
- [Hospitality and Catering](#)
- [Geography](#)
- [History](#)
- [Maths](#)
- [Music](#)
- [Modern Foreign Languages](#)
- [Physical Education](#)
- [Science](#)



# Top Tips for Revision

Start revising early  
(months not days  
before the exams).

Create a revision  
timetable.

Set up a tidy study  
space.

Vary your revision with  
different activities  
(mindmaps, flashcards,  
etc).

Do lots of practice  
papers and questions.

Make sure that you set  
aside time to relax.

Keep your phone and  
other distractions  
away.


Get plenty of sleep, eat  
well and spend time  
outside / exercising.

You may like to listen  
to relaxing music whilst  
you revise, others may  
prefer silence.

On the day of your  
exams, arrive with  
plenty of time.

**Remember,  
everyone revises  
differently.**

**Find out what  
works best for  
you!**





# Create a Revision Timetable

A Weekly timetable broken down into hourly revision sessions for a more detailed short term plan.

10 week revision timetable to help plan ahead



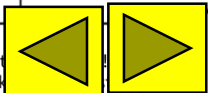
Week commencing: \_\_\_\_\_

## My Weekly Revision Timetable

### WEEKLY REVISION TIMETABLE

WEEK	MON	TUE	WED	THU	FRI	SAT	SUN
1							
2							
3							
4							
5							
6							
7							
8							
9							
10							

	MONDAY	TUESDAY	WEDNESDAY	THURSDAY	FRIDAY	SATURDAY	SUNDAY
8:00 am							
9:00 am							
10:00 am							
11:00 am							
12:00 am							
1:00 pm							
2:00 pm							
3:00 pm							
4:00 pm							
5:00 pm							
6:00 pm							
7:00 pm							
8:00 pm							








# The Pomodoro Technique

- The Pomodoro Technique is a time management framework that will improve your focus and productivity. It encourages you to work within the time you have, rather than struggle against it.
- You will finish each day with a sense of accomplishment by doing nothing more than **working in 25-minute blocks (called pomodoro sessions), followed by 5-minute breaks.**
- The Pomodoro Technique is popular with students wishing to study more effectively.
- The Pomodoro Technique is simple, yet very effective, if you complete 3 Pomodoro sessions, then take a longer break of at least twenty minutes.




# Flashcards

- Quizlet
- [www.quizlet.com](http://www.quizlet.com)
- Create folders for each of your GCSE subjects
- Then make sets for each topic.
- Download the app to your phone.
- Great way of studying on short / long car journeys or whenever you have a few spare minutes.



Write **brief** notes on revision cards. Use different **colours** for different subjects / topics. Write in **coloured pen** / underline key vocabulary and add images / doodles to help remind you of key information.



# Flashcards

Retrieval practice can happen when making the cards AND when using the cards.

## TIPS

1. Write all the key terms linked to a topic on one side of the cards **from memory**, check your class notes – did you miss anything?
2. Write the definitions on the reverse of the card **from memory**, check your class notes – did you miss anything?
3. Use a second deck of cards with tasks on each. Draw a key term card and a task card to test your knowledge. Check your class notes – add anything you missed in a different colour.

**This will be difficult! This is good! This is valuable and a good use of your precious time.**







# Seneca

---

- <https://senecalearning.com/en-GB/>
- Create a free Seneca account.
- Check with your teachers which examining board you are studying for each subject.
- Add your subjects and work through the questions.
- Seneca will help to drive up your grades.








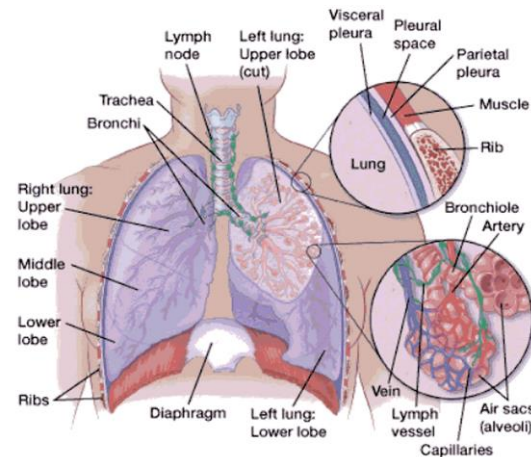
# Dual Coding

Come up with different ways to represent the information visually, for example an **infographic**, an exploded **diagram**, a **cartoon strip**, a **graphic organiser** or a **timeline**.

## Infographic



## Diagram



## Cartoon Strip



## Graphic organiser

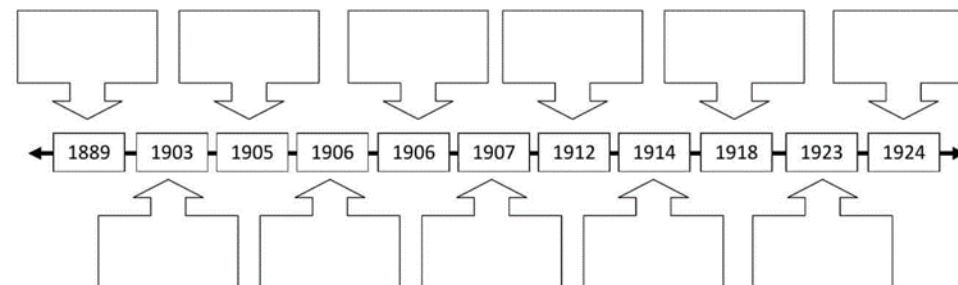
Name \_\_\_\_\_ Date \_\_\_\_\_

**Concept / Event Map**


Who	What
Why	When
How	Where

Topic

© This printable graphic organiser is from [www.teach-nology.com](http://www.teach-nology.com)



## Time line


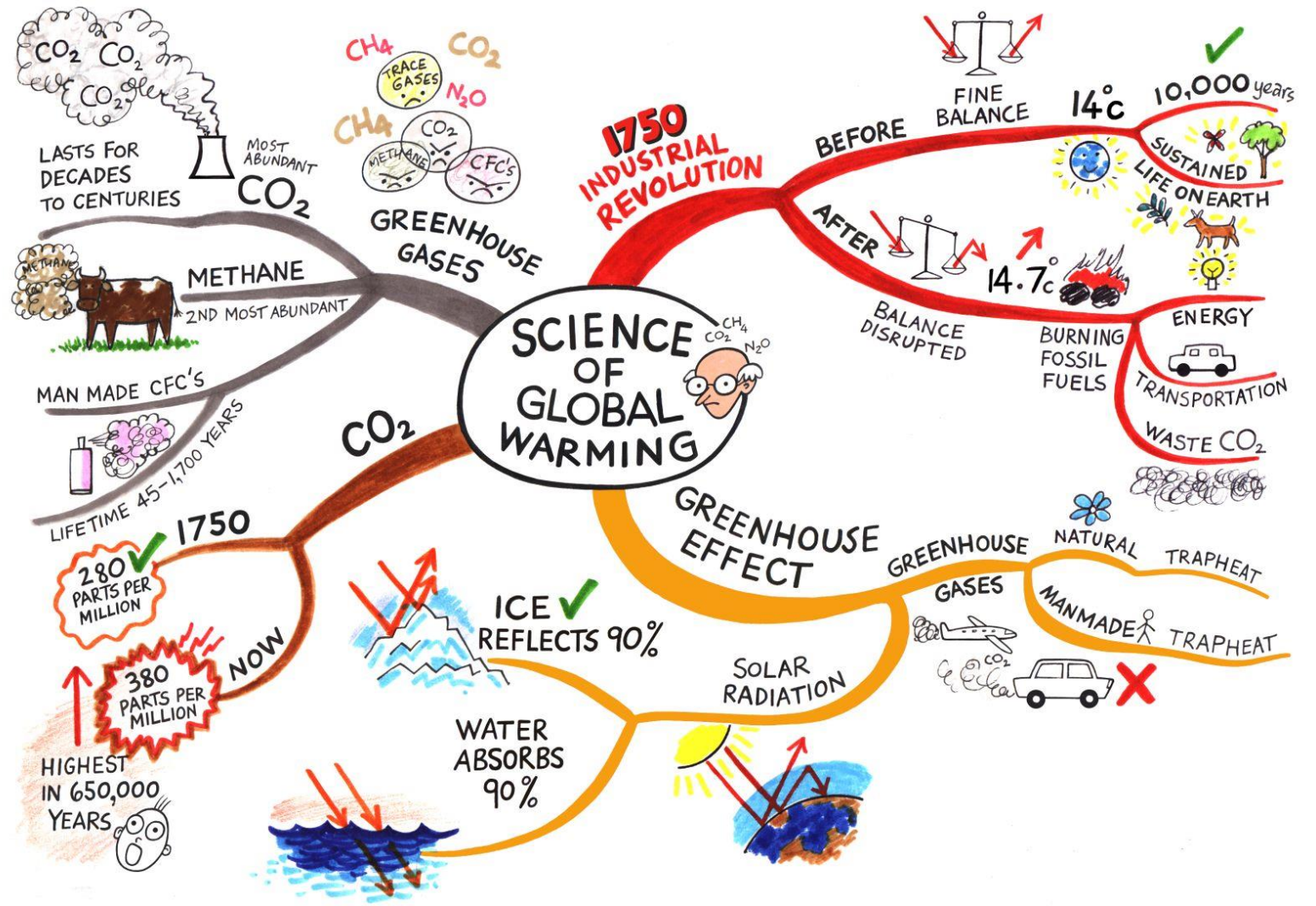




# Mindmaps

Use **coloured branches** of different thicknesses.

Add images to help make your notes more memorable.



# Blurting

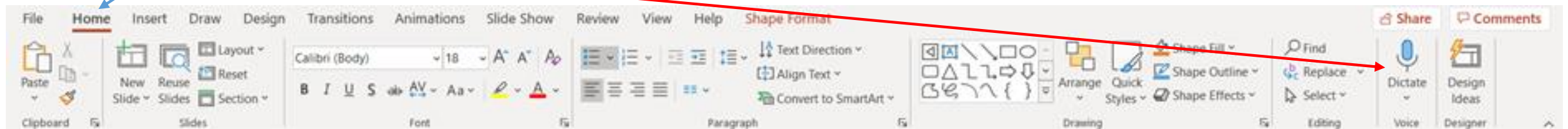


- Blurting is not far off what the funny name suggests. Simply blurt out all the information you know about a topic.
- Record it on a piece of paper


- **If you don't like writing ...**



- Open a 'word' document.
- Click on the 'home' tab.
- Then click on the 'dictate' icon and blurt out all the information. The computer will do all the writing for you!



- Once this is done, compare your blurring to your class notes. How much have you remembered? Add anything that you have missed / forgotten (add it in a different colour). Spend time reviewing the blurring session and then do it again in a week to consolidate your knowledge.







# Past Papers



**Make sure you know which examining board you are taking.** Check with your class teacher to find out the exact course code.



**Work through several papers. Look at the mark scheme and mark your own papers – this will really help you to understand how to answer the questions.**



**[AQA | Find past papers and mark schemes](#)**

**AQA**

Please write clearly in block capitals.

Centre number       Candidate number

Surname \_\_\_\_\_  
Forename(s) \_\_\_\_\_  
Candidate signature \_\_\_\_\_

**GCSE BIOLOGY** **H**  
Higher Tier Paper 1H

Tuesday 14 May 2019 Afternoon Time allowed: 1 hour 45 minutes


**Materials**  
For this paper you must have:  
• a ruler  
• a scientific calculator.

**Instructions**  
• Use black ink or black ball-point pen.  
• Fill in the boxes at the top of this page.  
• Answer all questions in the spaces provided.  
• Do all rough work in this book. Cross through any work you do not want to be marked.  
• In all calculations, show clearly how you work out your answer.

**Information**  
• The maximum mark for this paper is 100.  
• The marks for questions are shown in brackets.  
• You are expected to use a calculator where appropriate.  
• You are reminded of the need for good English and clear presentation in your answers.


For Examiner's Use	
Question	Mark
1	
2	
3	
4	
5	
6	
7	
8	
<b>TOTAL</b>	

8461/1H



# Teach someone else

- Teach a parent / friend / younger / older relative something that you have learnt at school.
- Create a quiz night and test your family. If they get the answer wrong, you must try to explain the correct answer in a way that they can understand.







# Group Revision

- Some people find that working with a small group of friends can help their revision.
- Give each other little mini quizzes.
- Discuss concepts that you find easy / tricky.
- Teach something to someone who hasn't yet understood.
- Ask them to teach you something that you need help understanding.




# SNAKES + LADDERS QUESTION GRID

<p>WHY IS SPEED AND AGILITY IMPORTANT TO A BASKETBALL PLAYER? HOW CAN YOU IMPROVE THESE? <b>A*</b></p>	<p>EXPLAIN EACH PRINCIPLE OF TRAINING <b>A*</b></p>	<p>WHY DO YOU CONSIDER THE ORDER OF EXERCISES WHEN PLANNING A CIRCUIT? <b>A</b></p>	<p>GIVE THREE ADVANTAGES AND THREE DISADVANTGES OF CIRCUIT TRAINING <b>A</b></p>
<p>HOW DO YOU MEASURE YOUR TARGET HEART RATE ZONE? <b>A</b></p>	<p>NAME AND EXPLAIN EACH ASPECT OF THE FITT PRINCIPLE <b>A</b></p>	<p>WHAT DOES SMART STAND FOR? DESCRIBE EACH STAGE <b>B</b></p>	<p>EXPLAIN HOW REVERSIBILITY CAN TAKE PLACE? <b>B</b></p>
<p>DEFINE HEALTH <b>C</b></p>	<p>HOW DOES IMAGE INFLUENCE SOMEONE TAKING PART IN PHYSICAL ACTIVITY? <b>B</b></p>	<p>NAME AND DEFINE TWO COMPONENTS OF HEALTH RELATED EXERCISE <b>B</b></p>	<p>HOW IS FLEXIBILITY USED IN FOOTBALL, AND HOW DO YOU TEST FOR THIS COMPONENT? <b>B</b></p>
<p>WHAT IS THE SECOND STAGE OF THE SPORTS PARTICIPATION PYRAMID <b>C</b></p>	<p>NAME THREE WAYS SOMEONE CAN BE INVOLVED IN PHYSICAL ACTIVITY <b>C</b></p>	<p>NAME TWO REASONS FOR TAKING PART IN PHYSICAL ACTIVITY <b>C</b></p>	<p>WHAT ARE THE THREE CATEGORIES BENEFITS OF PHYSICAL ACTIVITY FALL IN TO? <b>C</b></p>

HOW TO PLAY :- STARTING IN THE BOTTOM RIGHT HAND CORNER OF THE GRID (GRADE C QUESTION), YOU AND YOUR PARTNER WILL HAVE TO ANSWER THIS QUESTION BEFORE YOU CONTINUE. ONCE YOU HAVE BOTH ANSWERED THIS QUESTION, YOU WILL SWAP IT WITH YOUR PARTNER AND MARK THEIR ANSWER. IF IT IS MARKED CORRECT, YOU CAN ROLL THE DICE TO MOVE ON. EACH QUESTION YOU LAND ON, YOU MUST ANSWER THAT QUESTION, THEN GIVE IT TO YOUR PARTNER TO MARK AND VICE VERSA. IF YOU LAND ON A SNAKE OR A LADDER, YOU ANSWER THAT QUESTION, IF CORRECT YOU MOVE UP A LADDER, IF INCORRECT YOU SLIDE DOWN THE SNAKE. YOU MUST ANSWER THE LAST A\* QUESTION TO COMPLETE THE GAME.

Modify well known games








# You need to do...

You have 30 minutes to make your boardgame....

In pairs, make a revision game of the following topics:

- Vaccinations
- Communicable Diseases
- The Immune System
- The first line of defense



**Remember to write instructions!**





# YouTube Tutorials and Revision Websites

- **Multiple subjects**
- [GCSE Revision | Revision World](#) (all subjects)
- [All Courses | Primrose Kitten](#) (Sciences – multiple choice quizzes)
- [GCSE and A Level Revision | S-cool, the revision website](#) (All subjects)
- [I'm Stuck GCSE Revision \(imstuck.wixsite.com\)](#) (History, geography and sciences)
- [\(4\) Amoeba Sisters - YouTube](#) (cartoon Style - sciences)
- [GCSE - BBC Bitesize](#) (all subjects)
- <https://www.footprints-science.co.uk/> (Biology, Chemistry, Physics quizzes and animations)
- [https://www.youtube.com/channel/UCqbOeHaAUXw9II7sBVG3\\_bw](https://www.youtube.com/channel/UCqbOeHaAUXw9II7sBVG3_bw) (Biology, Chemistry, Physics)



# Enterprise and Marketing (Year 11 only 2023/24)



[l\\_robertson@taverhamhigh.org](mailto:l_robertson@taverhamhigh.org)

## **Course revision guide:**

Cambridge National Level 1/Level 2 Enterprise and Marketing Revision Guide and Workbook by Laura Chambers & Julie Whatford.

## **Useful websites:**

<https://www.tutor2u.net/business>

<https://www.bbc.co.uk/bitesize/examspecs/zhrphbk>

<https://quizlet.com/en-gb/content/ocr-gcse-business-studies-flashcards>



*All lesson resources and knowledge organisers will be saved into your classroom area on Teams.*







# Business – OCR GCSE (Year 10 2023 onwards)

## **Course revision guide:**

My Revision Notes: OCR GCSE (9-1) Business Second Edition by Mike Schofield

[https://www.hoddereducation.com/subjects/business-and-accounting/products/14-16/my-revision-notes-ocr-gcse-\(9-1\)-business-second-e](https://www.hoddereducation.com/subjects/business-and-accounting/products/14-16/my-revision-notes-ocr-gcse-(9-1)-business-second-e)

## **Useful websites:**


<https://www.tutor2u.net/business>

<https://www.bbc.co.uk/bitesize/examspecs/zhrphbk>

<https://quizlet.com/en-gb/content/ocr-gcse-business-studies-flashcards>



*All lesson resources and knowledge organisers will be saved into your classroom area on Teams.*





# Classical Civilisation OCR Revision

[s\\_barker@taverhamhigh.org](mailto:s_barker@taverhamhigh.org)



- Use your exercise books
- Use your text book (copy on student resources too)
- Use your quizzettes
- **Focus on what you *don't* know, don't just read over what you *do* know.**

There are also some useful videos on YouTube which cover some of the topics:

- The universal hero <https://www.youtube.com/watch?v=PnDW-XLUoSo>
- <https://www.youtube.com/watch?v=X2-7CvTPhic>
- Greek and Roman Death and burial <https://www.youtube.com/watch?v=CbJcERjhfQc>
- Foundation myths: [https://www.youtube.com/watch?v=R\\_CM-o0E--c](https://www.youtube.com/watch?v=R_CM-o0E--c)



python™



Queen Mary  
University of London

[https://teachinglondoncomputing.org/  
cpd-courses/gcse-computing-cpd-  
resources/](https://teachinglondoncomputing.org/cpd-courses/gcse-computing-cpd-resources/)



Microsoft Learn

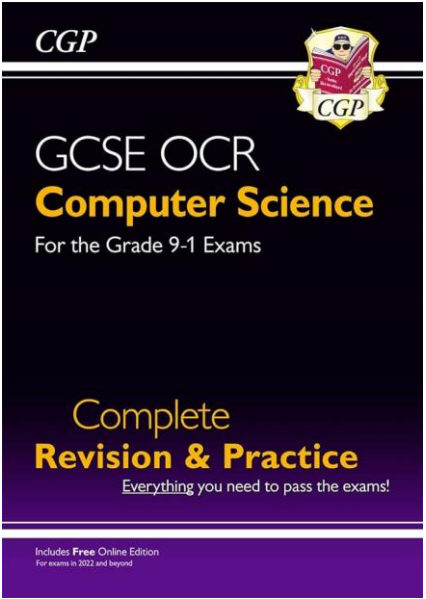
[https://learn.microsoft.com/en-  
us/training/modules/intro-to-python/](https://learn.microsoft.com/en-us/training/modules/intro-to-python/)

# COMPUTER SCIENCE

J277

[Download Specification](#)

[d.moore@taverhamhigh.org](mailto:d.moore@taverhamhigh.org)



CGP

GCSE OCR  
**Computer Science**  
For the Grade 9-1 Exams

Complete  
**Revision & Practice**  
Everything you need to pass the exams!

Includes Free Online Edition  
For exams in 2022 and beyond

Available from the library!

# SMART REVISION REVISION

Craig n Dave Smart Revise

[https://smartrevise.online  
/Account/Login](https://smartrevise.online/Account/Login)



# GCSE Design & Technology - AQA


[w\\_housden@taverhamhigh.org](mailto:w_housden@taverhamhigh.org)

**What will be on the paper:** This exam is worth 50% of your GCSE Design & Technology Grade – 100 marks to be achieved.

**Examination requirements:** *This part of the course will be assessed through a 2 hour examination set and marked by AQA. The examination is divided into 3 sections. Section A is made up of a mixture of multiple choice and short answer questions. Section B will assess your knowledge and understanding of specialist technical principles where short and longer response questions will assess your knowledge of at least one material area. Section C contains questions that assesses knowledge and understanding of design and making principles.*

## Revision content:

Section A – Core Technical Principles	Section B – Specialist Technical Principles	Section C - Designing and making principles
<ul style="list-style-type: none"><li>•new and emerging technologies</li><li>•energy generation and storage</li><li>•developments in new materials</li><li>•systems approach to designing</li><li>•mechanical devices</li><li>•materials and their working properties</li></ul>	<ul style="list-style-type: none"><li>•selection of materials or components</li><li>•forces and stresses</li><li>•ecological and social footprint</li><li>•sources and origins</li><li>•using and working with materials</li><li>•stock forms, types and sizes</li><li>•scales of production</li><li>•specialist techniques and processes</li><li>•surface treatments and finishes.</li></ul>	<ul style="list-style-type: none"><li>•investigation, primary and secondary data</li><li>•environmental, social and economic challenge</li><li>•the work of others</li><li>•design strategies</li><li>•communication of design ideas</li><li>•prototype development</li><li>•selection of materials and components</li><li>•tolerances</li><li>•material management</li><li>•specialist tools and equipment</li><li>•specialist techniques and processes</li></ul>





# GCSE Design & Technology - AQA

## How to prepare for the Examination:

Past papers are one of the best ways to revise. You can find past papers and mark schemes at <https://www.aqa.org.uk/subjects/design-and-technology/gcse/design-and-technology-8552/assessment-resources>. At the start of the course in year 10 students were supplied a CGP exam practice workbook which should continue to be used once students go on study leave. Students should also use their exercise books, websites below and the resources prepared on Teams.





### *Sites to support exam revision.*

- <https://www.technologystudent.com/>
- <https://www.bbc.co.uk/bitesize/examspecs/zby2bdm>
- <https://senecalearning.com/en-GB/>


### *Recommended YouTube Channels*

- <https://www.youtube.com/@mrridleydesigntechnology>
- <https://www.youtube.com/@designandtechnologyondemand/videos>

### *Revision Guides available*



Use the knowledge organisers, revision resources and past papers prepared by the DT department – These can be found on Teams in your DT class area





# GCSE Engineering - AQA




**What will be on the paper:** This exam is worth 60% of your GCSE Design & Technology Grade – 120 marks to be achieved.

•**Examination requirements:** This part of the course will be assessed through a 2 hour examination set and marked by the exam board. The examination will test the 6 areas of the core content of the course specification listed below. Although the 'Practical engineering skills' section is predominantly assessed through the NEA, some questions in the written exam will relate to practical contexts and students will need to apply their understanding within these contexts. The exam is made up of a range of multiple choice questions assessing breadth of knowledge, short answer questions assessing in depth knowledge, including calculations, multiple choice questions related to the application of practical engineering skills and extended response questions drawing together elements of the specification.

## Revision content:

### Core Content

1. Engineering materials
2. Engineering manufacturing processes
3. Systems
4. Testing and investigation
5. The impact of modern technologies
6. Practical engineering skills





# GCSE Engineering - AQA

## How to prepare for the Examination:

Past papers are one of the best ways to revise. You can find past papers and mark schemes at:  
<https://www.aqa.org.uk/subjects/engineering/gcse/engineering-8852/assessment-resources>.

Use your exercise books, websites below and the resources prepared on Teams.


### *Sites to support exam revision.*

<https://www.technologystudent.com/>


### *Recommended YouTube Channels / playlists*

[https://www.youtube.com/watch?v=BHZALtqAjeM  
&list=PLWmU8hfJ0258ulzaNaPmxAvyQ6CSxACJO](https://www.youtube.com/watch?v=BHZALtqAjeM&list=PLWmU8hfJ0258ulzaNaPmxAvyQ6CSxACJO)

### *Revision Guides available*

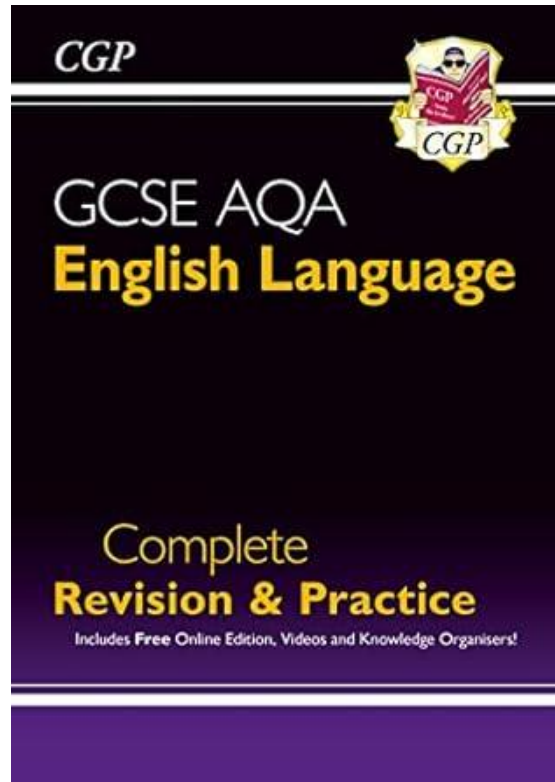


Use the knowledge organisers, revision resources and past papers prepared by the DT department  
These can be found on Teams in your Engineering class area



# English

[j.webb@taverhamhigh.org](mailto:j.webb@taverhamhigh.org)







# English Language Papers



**Language Paper 1: Fiction**

**Language Paper 2: Non Fiction**

- [Bing Videos](#) Mr Bruff playlist **English Language Paper 1**
- Mr Bruff playlist on English **Language Paper 2** [HERE](#)
- [List](#) of past papers, inserts and mark schemes
- Analysing non-fiction: BBC [Bitesize](#)
- Writing non-fiction: BBC [Bitesize](#)

Please write clearly in block capitals.

Centre number  Candidate number

Surname \_\_\_\_\_

Forename(s) \_\_\_\_\_

Candidate signature \_\_\_\_\_


I declare this is my own work.

GCSE  
**ENGLISH LANGUAGE**


Paper 2 Writers' viewpoints and perspectives

Time allowed: 1 hour 45 minutes

Materials

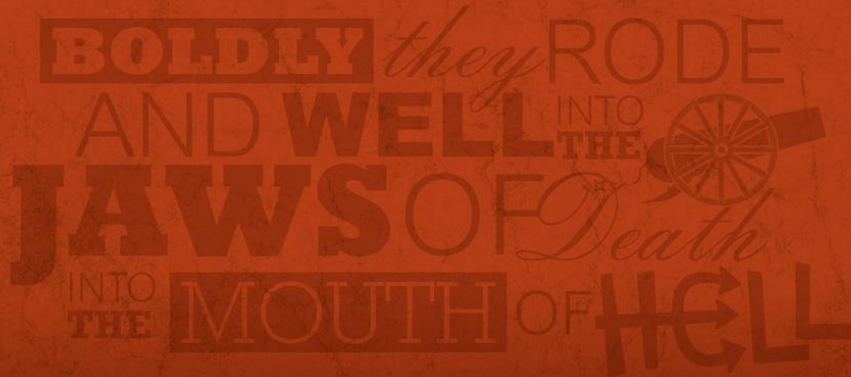






AQA Anthology of Poetry

# Power and Conflict



## The Poetry Guide

Includes Free Online Edition, Poetry Readings and Digital Quiz



# English Literature Paper

English Literature Paper 1 Section A Shakespeare – [Macbeth](#))


Section B [A Christmas Carol](#) or

[The Strange Case of Dr Jekyll and Mr Hyde](#))

English Literature Paper 2 Modern text - [An Inspector Calls](#)


Poetry - **Power and Conflict & Unseen Poetry**

- [poetry Mr Bruff - Bing video](#) Mr Bruff videos on Power and Conflict.
- BBC Bitesize (some of the set poems are [here](#)).
- Power & Conflict Anthology – Notes and videos for each poem [HERE](#)
- Unseen Poetry: Bing [Videos](#)
- Unseen poetry guide: detailed PDF [document](#).



# Macbeth

- [Bing Videos](#) Macbeth Animated film version
- [Macbeth Mr Bruff - Bing video](#) Mr Bruff videos
- [Macbeth schooling online - Bing video](#) Short video analysis
- [MacbethTutoring with Gavin - Bing video](#)
- Knowledge Organiser








# A Christmas Carol

- <https://www.youtube.com/watch?v=jZk9vpJkeNA> A Christmas Carol Audiobook
- <https://www.youtube.com/watch?v=wg5EQG2BZ3E> A Christmas Carol Animated Film
- [https://www.youtube.com/playlist?list=PLGjazfmiZg9ya4htm9eu\\_gsKOEh-q0\\_z](https://www.youtube.com/playlist?list=PLGjazfmiZg9ya4htm9eu_gsKOEh-q0_z) Short video clips of the key points of A Christmas Carol - Dystopia Junkie
- <https://www.youtube.com/playlist?list=PLqGFsWf-P-cDvuiSH8SycEDh1Ugke9tmb> A Christmas Carol Mr Bruff videos
- Knowledge Organiser






*The Strange Case of*  
**Dr. Jekyll**  
*and*  
**Mr. Hyde**

Robert Louis Stevenson

# Jekyll & Hyde

---

- [Mr Bruff Jekyll and Hyde Playlist - Bing video](#)
- Mr Bruff Jekyll and Hyde video analysis
  
- [Jekyll and Hyde course hero - Bing video](#)
- Course Hero video analysis
  
- [Bing Videos](#) Strange Case of Dr Jekyll and Mr Hyde full movie 1986
  
- Knowledge Organiser








# English: An Inspector Calls

- An Inspector Calls, Mr Bruff videos [HERE](#)
- [An inspector Calls dystopia junkie - Bing video](#) Dystopia Junkie short Videos
- An Inspector Calls audio version [HERE](#)
- An Inspector Calls, the 2015 film version is the best one to watch. It is available to buy but is currently online with foreign subtitles [Bing Videos](#)
- BBC Bitesize An Inspector Calls – whole [topic](#).
- Knowledge Organiser



# Level 1/2 Hospitality & Catering - WJEC



**What will be on the paper:** This exam is worth 40% of your L1/2 Award in Hospitality and catering

**Examination requirements:** This part of the course will be assessed through a 1hour 20 mins examination set and marked by WJEC.

## Revision content:



- Commercial/ non commercial / residential establishments
- Staff roles and responsibilities – **Qualities** you need for specific roles – organised, good team player, good communication
  - Customer Service** – what to do when dealing with customers / problem solving
  - Qualifications** - L1/2 Award Hospitality and Catering, L3 Award Hospitality and Catering, Degree in Hospitality and Catering, Degree in Culinary Arts, First Aid Certificate, Food Hygiene Certificate
- Equipment, if talking about fridges / ovens – always refer to as a walking in or industrial fridge – industrial or catering oven.
- **Scenario** – a restaurant holding a family party – what could they offer these customers? Eg Private party area, a special set menu, decorations, attentive service (designated party planner / service), Kids menu options, discount for group bookings etc...
- EHO – Environmental Health Officer – roles / responsibilities
- Risk assessments
- HACCP chart
- Allergies / intolerances – types, difference between the two, symptoms – visible / non-visible
- **Scenario** – from that you have to suggest appropriate provision E.g. a festival is wanting to have some residential commercial offerings (A place for guests to stay overnight) suggest 3 options they could introduce. Camping / tents, caravans, glamping pods etc... The second part of these questions you have to give reasons for your choices.



# Level 1/2 Hospitality & Catering - WJEC



## How to prepare for the Examination:

Use your exercise books, websites below and the resources prepared on Teams/SMHW.



### *Sites to support exam revision.*

- [GCSE Hospitality \(CCEA\) - BBC Bitesize](#)
- [Level 1/2 Hospitality and Catering \(wjec.co.uk\)](#)


### *Recommended Videos*

- [Bing Videos](#)
- [Bing Videos](#)
- ***BBC iPlayer- amazing hotels/MasterChef***
- ***You tube- food inspectors***

### *Revision Guides available*



Use the knowledge organisers, revision resources and past papers prepared by the DT department  
These can be found on Teams in your Hospitality and Catering class area



# GCSE Geography - AQA



**What will be on the papers:** There are 3 papers – Physical Geography, Human Geography and Geographical Applications



## Paper 1 – Physical Geography (1 hr 30mins)

**Section A: The Challenge of Natural Hazards** – You will need to know about the cause, effects and responses of tectonic hazards (volcanoes and earthquakes, tropical storms, extreme weather in the UK and climate change)

**Section B: The Living World** – You will need to have an understanding of the ways in which plants and animals interact with the environment and what humans are doing to impact these environments in both positive and negative ways. There will be in depth studies of rainforest and desert environments and how this provide both challenges and opportunities to people.

**Section C: Physical Landscapes of the UK** – You will need to know how landforms and landscapes change within coastal and river environments as well as how they are managed to reduce the impact on people

## Revision content:

## Paper 2 – Human Geography (1 hr 30 mins)



**Section A: Urban Issues and Challenges** – You will look at how cities are changing to make them more sustainable along with looking at place studies of London and Lagos, Nigeria and how these cities are coping with an increasing population.

**Section B: The Changing Economic World** – You revisit the country and city studies of London and Lagos, Nigeria looking at the causes of development and the issues surrounding it at different scales – from the local to global, and what is being undertaken to reduce the development gap.

**Section C: The Challenge of Resource Management** – You look at the changing provision of food, water and energy within the UK and how this is now changing before focussing on energy provision across the globe and how we are dealing with surplus and deficit energy provision and how this impacts on places.

## Paper 3 – Geographical Applications (1 hr 30 mins)

- Split into 3 parts



- Pre-release booklet – the topic for this is unknown until 12 weeks before the final exam
- Unknown fieldwork – testing your knowledge of fieldwork using unknown locations
- Fieldwork – this is based on the 2 pieces of fieldwork we complete during the school year (one piece of physical and one piece of human fieldwork)





# GEOGRAPHY REVISION




[r\\_gaylor@taverhamhigh.org](mailto:r_gaylor@taverhamhigh.org)

## What to use



**Seneca Learning** <https://www.senecalearning.com/>

Seneca has been designed by cognitive scientists to help students remember topics better and reduce their stress levels. You can access revision notes on each of your topics and then take quick tests to check your learning. It has been proven to make learning 2 x faster than traditional methods.



### Revision guide

*Grade 9-1 GCSE Geography AQA Revision Guide (Oxford)* ISBN: 978-0198423461

A good outline of the course. It also includes practice questions which many students find useful.



### Exam Specification

AQA Geography 8035

More information can be found here <https://www.aqa.org.uk/subjects/geography/gcse/geography-8035/introduction>



### BBC Bitesize

Revision site that has lots of really useful subject and exam board revision and quick quizzes

<https://www.bbc.co.uk/bitesize/subjects/zrw76sg>



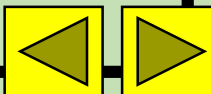
**Time for Geography** - Videos, model answers and exam tips

<https://timeforgeography.co.uk/>



### School Drive

School resources, example questions, knowledge organisers and sheets for case studies.



# GCSE Geography - AQA



*Sites to support revision.*

<https://www.physicsandmathstutor.com/geography-revision/gcse-aqa/>


<https://www.bbc.co.uk/bitesize/examspecs/zy3ptyc>

<https://app.senecalearning.com>

<https://www.internetgeography.net/gcse-geography-revision/>

<https://www.tutor2u.net/geography/collections/quick-revise-aqa-gcse-geography-revision-blast-videos> *(these are really good revision videos if you prefer to revise in this way.*

<https://www.coolgeography.co.uk/>





# History Revision for Y11s

[j\\_williams@taverhamhigh.org](mailto:j_williams@taverhamhigh.org)

1. Click on the link here: <https://app.senecalearning.com/dashboard/join-class/i2616awwjx> to go to your revision classroom on **Seneca**. For your GCSE in History you need to revise **all** of the topics:

- a) Germany 1918-39
- b) Superpower Rivalry and the Cold War 1941-1991
- c) Henry VIII and his Ministers: 1509-1540
- d) Crime and Punishment

2. Make use of all of the folders and resources available in your History Teams classroom for each of the topics mentioned above. There is a folder full of useful resources for each one

3. If you want to find past papers to study and even practice then visit the exam board's own website and search for the units mentioned above. Link to start your search here:

<https://qualifications.pearson.com/en/qualifications/edexcel-gcses/history-2016.coursematerials.html#%2FfilterQuery=category:Pearson-UK:Category%2FExam-materials>

# GCSE Maths Revision Resources



[b\\_robinson@taverhamhigh.org](mailto:b_robinson@taverhamhigh.org)



[www.mymaths.co.uk](http://www.mymaths.co.uk) (Username : taverham, Password : maths. You have your own pupil login too. Select 'Revision and Assessment' and then 'GCSE Booster Pack Grades'.)



Corbettmaths [www.corbettMaths.com](http://www.corbettMaths.com) (video demonstrations)




[www.astarlearning.co.uk](http://www.astarlearning.co.uk) (video demonstrations)

Maths Genie

[www.mathsgenie.co.uk](http://www.mathsgenie.co.uk) (Click on the GCSE Revision Tab – lots of maths questions booklets with answers and videos for all maths topics. Look for the graded questions dependent on your ability)

[Grand Prix Multiplication - Arcademics](#) Multiplication Grand Prix for practice of times tables (accuracy and speed)



CPG Revision Guides / Practice Workbook / Revision Card





# GCSE Music - OCR

[d\\_timbers@taverhamhigh.org](mailto:d_timbers@taverhamhigh.org)

**What will be on the paper:** This exam is worth 40% of your Music GCSE Grade – 80 marks to be achieved.

**Examination requirements:** This part of the course will be assessed through a 1-hour and 30-minute examination set and marked by OCR. The examination is divided into 8 questions – 2 questions from each of the Areas of Study. Within these main questions there will be a varied number of part-questions as follows: *Multiple choice, Once-word responses, A specified number of musical features, Short description, Extended description Score notation and a Comparison question.*

## AoS2 – Concerto Through Time

- Be able to identify and name key characteristics from Baroque, Classical and Romantic periods of music.
- Differentiate between solo concerto and concerto grosso.
- Identify through aural perception instruments from each period of music.
- Identify and write pitch correctly on the musical stave.
- Know each of the different cadences and be able to recognise them within a piece of music.

## AoS4 – Film and Game Music

- Learn the buzz words
- Write a paragraph, using sentences, explaining how the music conveys the scene in question.
- Refer to the elements of music and the instruments.


## Revision content:

## AoS3 – Rhythms of the World

- Identify instruments – Indian Classical music, Bhangra, Greek, Palestinian, Israeli, African music, Calypso and Samba.
- Rhythm descriptions: Syncopated, triplets, dotted, polyrhythm, cross rhythm, etc.
- Recognition of rhythmic patterns through aural perception.

## AoS5 – Conventions of Popular Music

- Recognition of intervals, cadences, accompaniment styles, dynamics, phrasing, instrument roles and specific techniques (i.e. walking bass, bass riff, bass line, etc.).
- Technology used in conventions of pop.
- Structure used in Popular Music, within Verse Chorus.
- Identify instruments through aural perception.
- Identify different styles of popular music and know which decade they fit.





# GCSE Music - OCR

## How to prepare for the Listening and Appraising Examination:

As you work through each of the genres you should try to learn the musical features that are typical of each style. You might begin with background information. Then you should gradually build up an awareness of each style within the Areas of Study. This approach is more successful than trying to cram in all your learning at the end of the course. You should listen to as many musical examples of the individual styles as possible.

### AoS 2: Concerto Through Time

<https://www.youtube.com/watch?v=Z9xfJDftEUA>

Solo Concerto Baroque

<https://www.youtube.com/watch?v=NCPM8DEsvmc>

Concerto Grosso Baroque

<https://www.youtube.com/watch?v=R1QNhRNxvTI>

Solo Concerto Classical

<https://www.youtube.com/watch?v=JWGrZgRf8wo>

Solo Concerto Romantic

### AoS 4: Film and Game Music

<https://www.youtube.com/watch?v=l8vaCrVIR-Q>

Halo – Game

<https://www.youtube.com/watch?v=eWZ2adCaKo4>

Out of Africa – Film

<https://www.youtube.com/watch?v=9ZvNDT0NPJw>

Jaws – Film

<https://www.youtube.com/watch?v=u2pWMeAPrG4>

Film music

### Sites to support listening revision.

#### AoS 3: Rhythms of the World

[https://www.youtube.com/watch?v=9xB\\_X9BOAOU](https://www.youtube.com/watch?v=9xB_X9BOAOU)

Indian Classical Music

<https://www.youtube.com/watch?v=Ks6XFIMmyF4>

Bhangra

<https://www.youtube.com/watch?v=l8Wa5Zonzv0>

Greek

<https://www.youtube.com/watch?v=l8Wa5Zonzv0>

Israeli

[https://www.youtube.com/watch?v=jByfGjd\\_TW0](https://www.youtube.com/watch?v=jByfGjd_TW0)

Palestinian

<https://www.youtube.com/watch?v=pKzI7aFLFxA>

African

<https://www.youtube.com/watch?v=YoVo9VRiiiM>

Calyso

<https://www.youtube.com/watch?v=Wunq6YlcSX0>

Samba

#### AoS 5: Conventions of Popular Music

<https://www.youtube.com/watch?v=lzQ8GDBA8Is>

1950s – Rock n Roll

<https://www.youtube.com/watch?v=2s4slliAtQU>

1960s – Rock n Roll

<https://www.youtube.com/watch?v=04854XqcfCY>

1970s – Rock Anthems

<https://www.youtube.com/watch?v=IDK9Qqlzhwk>

1980s – Rock Anthems

<https://www.youtube.com/watch?v=-ohT6EBhh4o>

Pop ballad – 1970s


<https://www.youtube.com/watch?v=0iAzMRKFX3c>

Pop ballad – 1980s

[https://www.youtube.com/watch?v=t\\_7yCRs1S4s](https://www.youtube.com/watch?v=t_7yCRs1S4s)

Pop ballad – 1990s

Use the knowledge organisers produced by Mr Timbers – these display all core knowledge for each area of study





# Modern Foreign Languages

[r\\_turner@taverhamhigh.org](mailto:r_turner@taverhamhigh.org)

**Sub-topics** – Work through your book/folder and make a **Revision Mindmap** for **each sub-theme**.  
**Include:** 3 key verbs in 3 tenses, 4-6 unusual adjectives, and 1-2 pre-learned ‘fancy’ phrases.

Theme 1 Identity and Culture	Theme 2 Local, national, international and global areas of interest	Theme 3 Current and future study and employment
Me, my family and friends	Home, town, neighbourhood and region	My studies
Technology in every day life	Social issues	Life at school/college
Free-time activities	Global issues	Education post-16
Customs and festivals	Travel and tourism	Jobs, career choices and ambitions



# Spanish



- Foundation: Present, past preterite
- Higher: Present, preterite, imperfect, conditional, future

[www.conjuguemos.com](http://www.conjuguemos.com)  
[www.language-gym.com](http://www.language-gym.com)

## **Listening, Reading, Translation:**

- BBC Bitesize <https://www.bbc.co.uk/bitesize/examspecs/z4yyjhw>
- Activelearn <https://www.pearsonactivelearn.com/app/Home>

## **Revision Workbooks available to purchase:**

- **For help with specific skills:** Specific exam-focused workbooks to help with Writing, Listening, and Reading. Recommended for anyone struggling with a particular skill. Choose Target 5 for Foundation and Target 9 for Higher Tier:  
<https://www.pearsonschoolsandfecolleges.co.uk/secondary/subjects/science-secondary/target-3#products>
- **General Revision:** The below workbook offers practice of all skills in one book for general revision:  
<https://www.pearsonschoolsandfecolleges.co.uk/secondary/subjects/modernlanguages/viva-aqa-gcse-spanish-3/revise-aqa-gcse-9-1-spanish-revision-workbook-1#products>
- **Higher Tier:** For students wishing to push themselves towards Grades 7-9, this grammar and translation workbook offers practice of all the key grammar and translation:  
<https://www.pearsonschoolsandfecolleges.co.uk/secondary/subjects/modernlanguages/viva-aqa-gcse-spanish-3/viva-aqa-gcse-spanish-grammar-and-translation-workbook-1#products>

## **Speaking:**

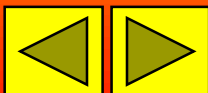
- Learn Chosen Theme questions off by heart
- Complete a photocard from Revision Book / Powerpoint on SMHW
- Go through techniques and top tips at this website:
- <https://spanishgcseonthenet.co.uk/how-to-learn-spanish-speaking-exam-in-one-night-2/>

## **Vocab:**

- Work through each sub-topic – starting with the ones you know the least!
- <https://app.memrise.com/course/193647/aqa-gcse-spanish-vocabulary/>

**DAILY SPANISH REVISION**

**Do 10-15 minutes  
a day from this list!**








# French Revision Sites/ Resources

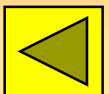
- GCSE Revision Workbook
- Speaking booklet and the accompanying booklet with guide answers
- <https://www.bbc.co.uk/bitesize/examspecs/zhy647h>
- Memrise
- Active Learn
- <https://www.sidcot.org.uk/french-gcse>
- <https://theidealteacher.com/complete-gcse-french-and-intermediate-level-revision-practice-by-topic>
- Languages Online
- <https://senecalearning.com/en-GB/blog/gcse-french-revision/>





# German Revision Sites/ Resources

- GCSE Revision Workbook/translation book
- Speaking booklet
- BBC bitesize: <https://www.bbc.co.uk/bitesize/subjects/z8j2tfr>
- Past papers: <https://revisionworld.com/gcse-revision/german/past-papers/edexcel-gcse-german-past-papers>
- Memrise
- Active Learn
- Languages Online
- Oak academy: <https://classroom.thenational.academy/subjects-by-key-stage/key-stage-4/subjects/german>
- Little grammar clips: <https://www.youtube.com/@SmarterGermanBerlin>
- Listening practice: **1)** Netflix/Prime/Disney channel: German programmes/German subtitles **2)** Extra serie: [https://www.youtube.com/results?search\\_query=german+extra+episodes](https://www.youtube.com/results?search_query=german+extra+episodes) **3)** German radio (Deutsche Welle, app on your phone) **4)** Deutsche Welle programs on Youtube: [https://www.youtube.com/results?search\\_query=deutsche+welle+deutsch+lernen](https://www.youtube.com/results?search_query=deutsche+welle+deutsch+lernen) **5)** Easy german channel on Youtube: [https://www.youtube.com/results?search\\_query=easy+german](https://www.youtube.com/results?search_query=easy+german)



# Physical Education

[d\\_taylor@taverhamhigh.org](mailto:d_taylor@taverhamhigh.org)

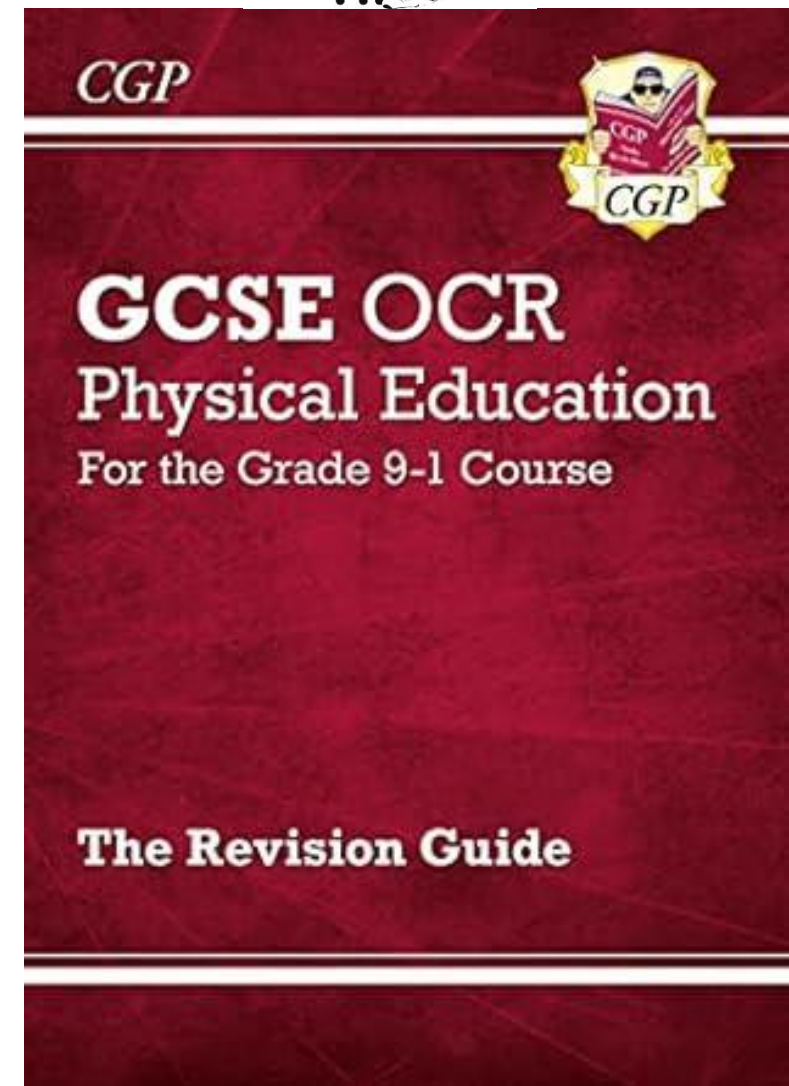


<https://www.bbc.co.uk/bitesize/examspecs/ztrcg82> Physical Education OCR

 [Free OCR PE GCSE Revision | Seneca \(senecalearning.com\)](#)

[Bing Videos](#) OCR GCSE PE Paper 1 revision

[Bing Videos](#) OCR GCSE PE Paper 2 revision



## Advice

1. When looking at resources online, make sure that you are looking at OCR as there are differences between examining boards.
2. Look back at your mock exams and test papers to see where you have made errors and spend time working on the areas that you need to improve.
3. Use a variety of revision methods ('youtube' clips, podcasts, design questions to test your friends, past papers - many past papers are available in student resources)
4. Fill in the revision mats that you can also find on student resources. Many Powerpoints from lessons can be found in 'GCSE PE student resources'.

# Science

One of the best ways to...


... know what you need to know  
... discover areas of weakness

is to use...

... personalised learning checklists  
... specifications  
... past paper questions



[m.hart@taverhamhigh.org](mailto:m.hart@taverhamhigh.org)







# Useful Revision Resources

- Specifications - [AQA](#) | [GCSE](#) | [Combined Science: Trilogy](#) | [Specification at a glance](#)
- Learning Checklists (find these in Teams in the Science Revision Zone)

Science Revision Zone


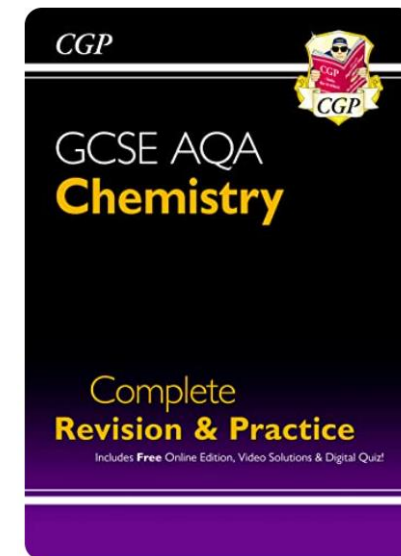
- Act on areas of weakness. Use ...
- Revision guides (eg CGP)
- Revision knowledge mats (find these in TEAMS in the Science Revision Zone)
- Revision videos

<https://www.freesciencelessons.co.uk/videos/>

[https://www.youtube.com/@Primrose\\_Kitten/search?query=scinece%20GCSE](https://www.youtube.com/@Primrose_Kitten/search?query=scinece%20GCSE)

[https://www.youtube.com/watch?v=VUYL\\_86yUZA](https://www.youtube.com/watch?v=VUYL_86yUZA) Science with Hazel


- Quizzes <https://www.footprints-science.co.uk/>
- Quizlet Flashcards (find these in TEAMS in the Science Revision Zone)
- Seneca <https://senecalearning.com/en-GB/>
- BBC Bitesize <https://www.bbc.co.uk/bitesize/subjects/zrkw2hv>
- Independence booklets
- Past papers [AQA](#) | [GCSE](#) | [Combined Science: Trilogy](#) | [Assessment resources](#)





# Science Revision Zone

< All teams




## Science Revision Zone

- Home page
- Class Notebook
- Classwork
- Assignments
- Grades
- Reflect
- Insights

---

### Channels

- General

 **General** Posts Files

+ New Upload Edit in grid view Share Copy link Sync

Documents > **General**

Name	Modified	Modified By	+ Add column
Biology Revision	February 10	Mr M Hart	
Chemistry Revision	February 10	Mr M Hart	
In Class Revision Sessions	March 31	Mr M Hart	
Physics Revision	February 10	Mr M Hart	
req prac sheets	April 19	Mr P Large	
Useful links.docx	October 19	Erin Howe	
Y11 revision evening 2023.pptx	March 31	Mr M Hart	

