




Economics Independent Study Support


INDEPENDENT STUDY – Preparation Consolidation Reflection

Remember you should be studying one hour independently for every hour of lesson time. In your independent study periods, once homework and assignments are complete, you should complete tasks from the following list:


Preparation

- 1 Read ahead on the next topic in the recommended course textbook (use the learning journey to identify what we will be studying next)
- 2 Use The Economics Review to read articles on the topic we are studying. To do this log-on to the library system via the THS homepage / search 'Dynamic Learning' / click on Economics Review / Open link / use the 'search' function to find articles linked to a key term e.g. Perfect Competition
-  • 3 Complete wider reading from your A Level Economics Wider Reading Guide. Make sure you keep a record of what you have read / listened to / watched on page 2 of the guide.
- 4 Use news sources such as BBC News, The Economist, The Financial Times etc. to read up to date news articles about Business. Make notes on what you have read, where you read it and how it links to Economics. Remember, if you access the Financial Times in school you should be able to read the articles for free using the educational subscription.
- 5 Watch Tutor2U video clips on the current or upcoming topic.

Consolidation

- 1 Use your textbook to read over the topic from the lesson. Identify any gaps you may have in your knowledge and make notes on these.
- 2 Organise your folder by making sure all recent work is filled appropriately, your tracking sheet is updated etc.
-  • 3 (Year 13 only) Use the My Cornell Notes workbook to consolidate your notes from the lesson
- 4 Complete the relevant section of your Tutor2U knowledge booklet
- 5 Use Tutor2U to read / watch information on the lesson. They also have practice MCQs for you to have a go at.

Reflection

- 1 Turn your class notes into revision material such as a mind map, revision cards, type them up etc.
-  • 2 Take a recently returned essay and have a go at improving it using the feedback you received.
- 3 Use Seneca to complete the modules and online quizzes.
- 4 Use the past papers on Teams and have a go at answering the questions. The mark schemes are also there so you can self-assess your answers.
- 5. Make a glossary of key terms for the unit.