




Philosophy & Ethics Independent Study Support


INDEPENDENT STUDY – Preparation Consolidation Reflection

Remember you should be studying one hour independently for every hour of lesson time. In your independent study periods, once homework and assignments are complete, you should complete tasks from the following list:


Preparation

- 1 Look ahead at the next topic and use your textbook to familiarise yourself with the key concepts and terminology that will be used. You can also make flashcards for these to help embed them into your long-term memory.
- 2 Research on Google Scholar the next topic/unit and add key information to your wider reading log.
-  • 3 Look up and read relevant news articles/current issues in the news that link in with our next lesson/topic. Don't forget, modern and current examples are applicable and will gain you marks as evidence of application.
- 4 Use the 'Philosophy Now' journal to widen your understanding of philosophy and apply key theoretical perspectives to modern issues. Make sure to fill in your wider reading log as you do this.
- 5 Look through the specification and compare this to your folder/notes. Where there are gaps, use the textbook to create notes that will ensure your folder is comprehensive and will provide you with everything you need for the final exams.

Consolidation

- 1 Read over your notes from last lesson and then make a mind map on everything you remember (without looking at your notes). Compare with your notes and re-read the areas you missed. Keep doing this until you remember everything.
- 2 Look at one of your marked essays. Read through the feedback and attempt the question again.
-  • 3 Create a quiz to test on your knowledge on last lessons topic. Even better if you can get a peer to make a quiz too and you test each other.
- 4 Read through the revision guide or Mark Lambe booklet, making notes on areas you forgot or didn't remember e.g. The difference between the working and fundamental principles of Situation Ethics.
- 5 Organise your folder, checking all work is in order and completed the best of your ability. Where there is room for improvement, use this time to either redo the work or add to existing work.

Reflection

- 1 Make revision mind maps on all topics covered ensuring you include key terms, theories, scholars, criticisms, strengths and counters to criticisms.
-  • 2 Make flash cards on scholars to test your knowledge and embed long term learning.
- 3 Practice exam questions - make sure you make a plan before diving in! Don't forget AO1 – Knowledge and Understand, AO2 – Evaluation and Analysis.
- 4 Create a log of key scholars and any key terms associated with them – this will make for easy revision later on in the year as all your scholar will be in one place.
- 5 Create a quiz to test on your knowledge of all topics covered so far. Even better if you can get a peer to make a quiz too and you test each other.